



COVID-19 Financial Response

Report to the Board of Commissioners

January 28, 2021

Purpose

This report is intended to serve as an update on the County's COVID-19 funding.*



CRF Funding

US Department of Treasury
Coronavirus Relief Fund

\$428,597,905.20



FEMA

FEMA PA Funding

Federal Emergency Management Agency
Public Assistance Grant

\$61,763,546**

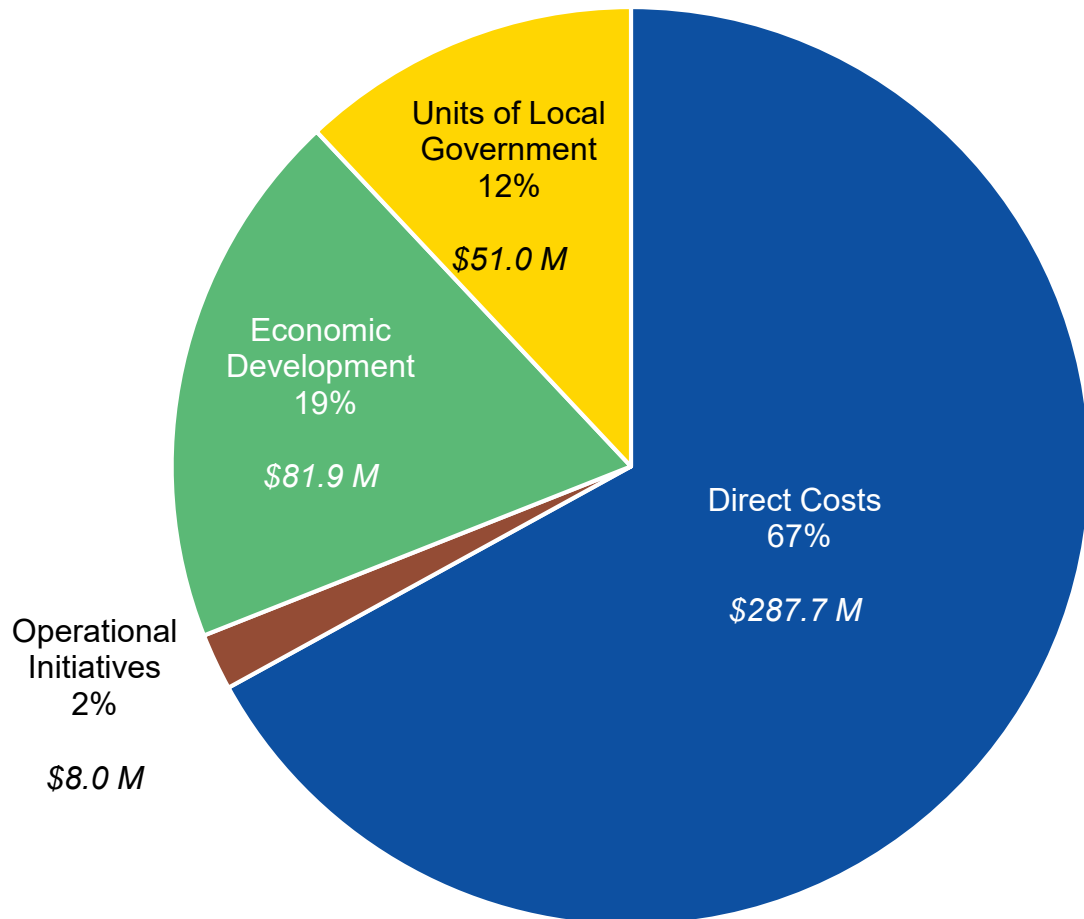
**This report covers activity for the period from March 1, 2020 through December 31, 2020. This report only covers the CRF funding and the FEMA PA grant.*

***FEMA PA grant provides up to 75% in reimbursement for eligible costs. Amount reflected above is the amount of the current grant budget.*

CRF Allocations

Cook County maintained funding allocations to address funding needs

\$428.6 M Coronavirus Relief Fund (CRF)

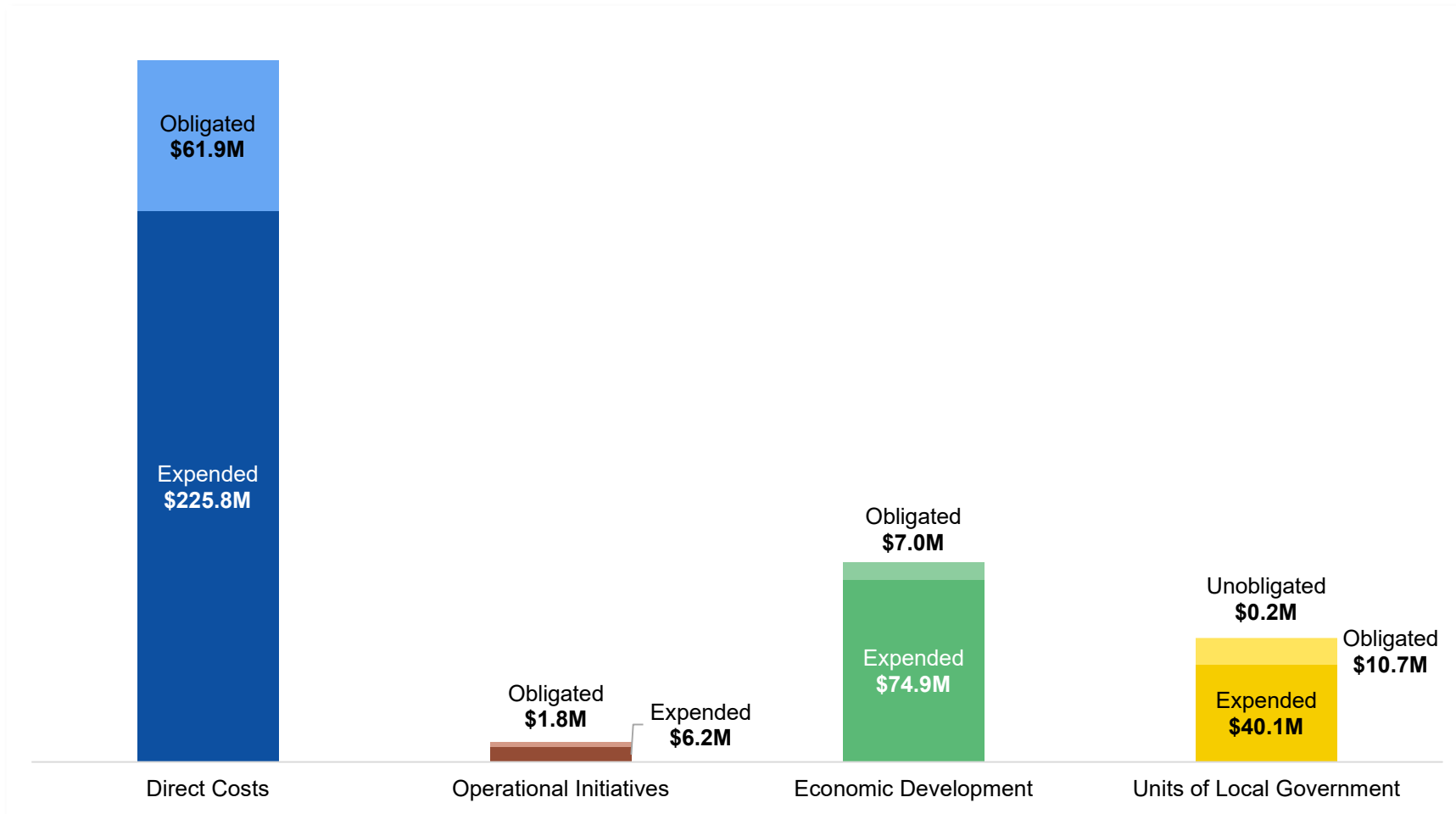


Program	Details
Direct Costs	<ul style="list-style-type: none"> Labor costs Agency cost reimbursement PPE/Cleaning Supplies Technical Assistance Detention Center Costs Facility Cleaning/Security Costs
Operational Initiatives	<ul style="list-style-type: none"> Workspace redesign Telework capabilities Public Health initiatives
Economic Development	<ul style="list-style-type: none"> CC Recovery Loan Program Other short-term ED initiatives
Units of Local Government	<ul style="list-style-type: none"> Cost Reimbursements Future Expenses

CRF Update

100 percent of the County's Coronavirus Relief Fund allocation has been expended or obligated

\$428.6 M Coronavirus Relief Fund (CRF)

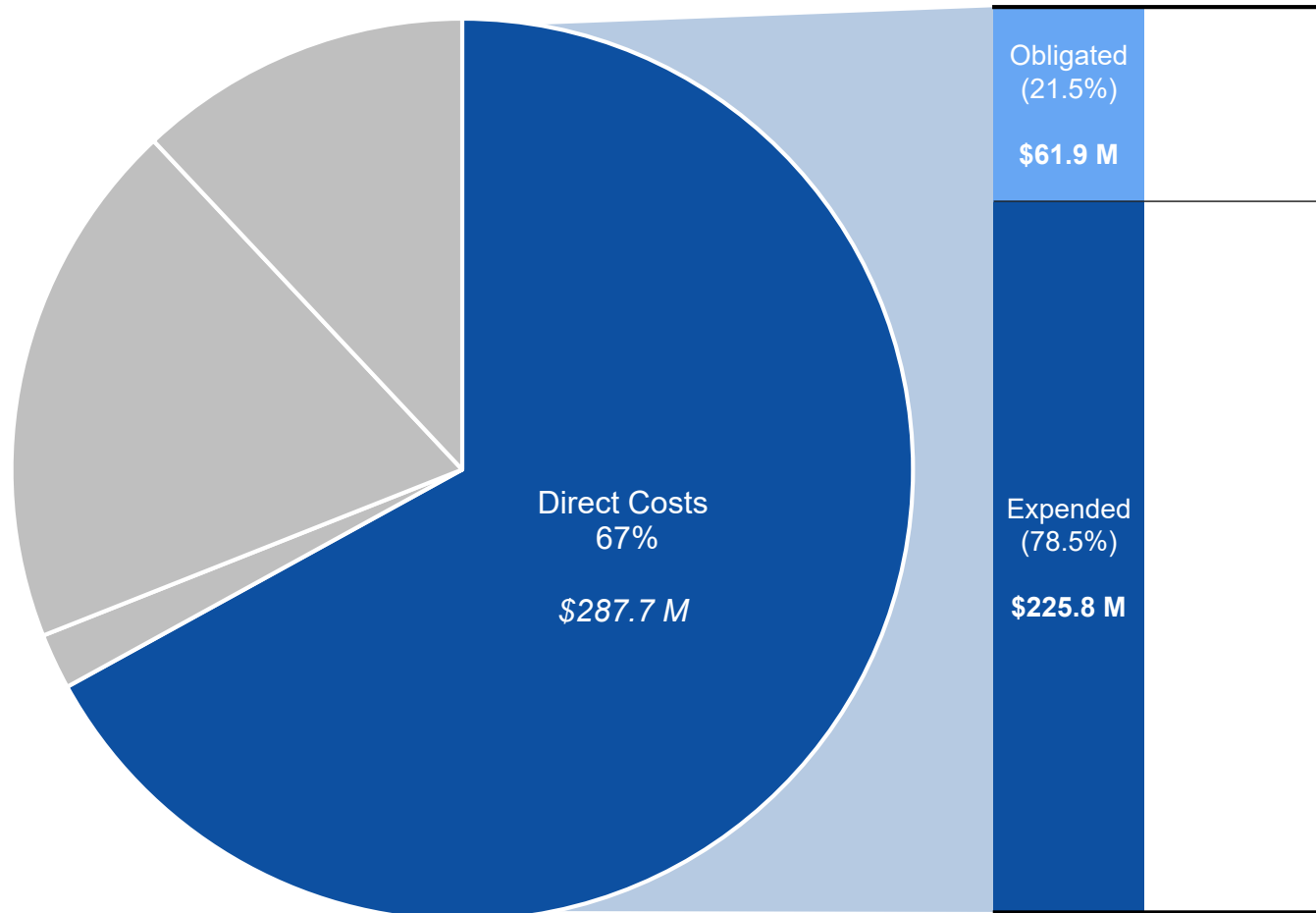


Total CRF Spending and Obligations	
Expended	\$347.0M
Obligated	\$81.4M
Unobligated	\$0.2M

CRF Update | Direct Costs

100 percent of funding for Direct Costs has been expended or obligated

\$428.6 M Coronavirus Relief Fund (CRF)



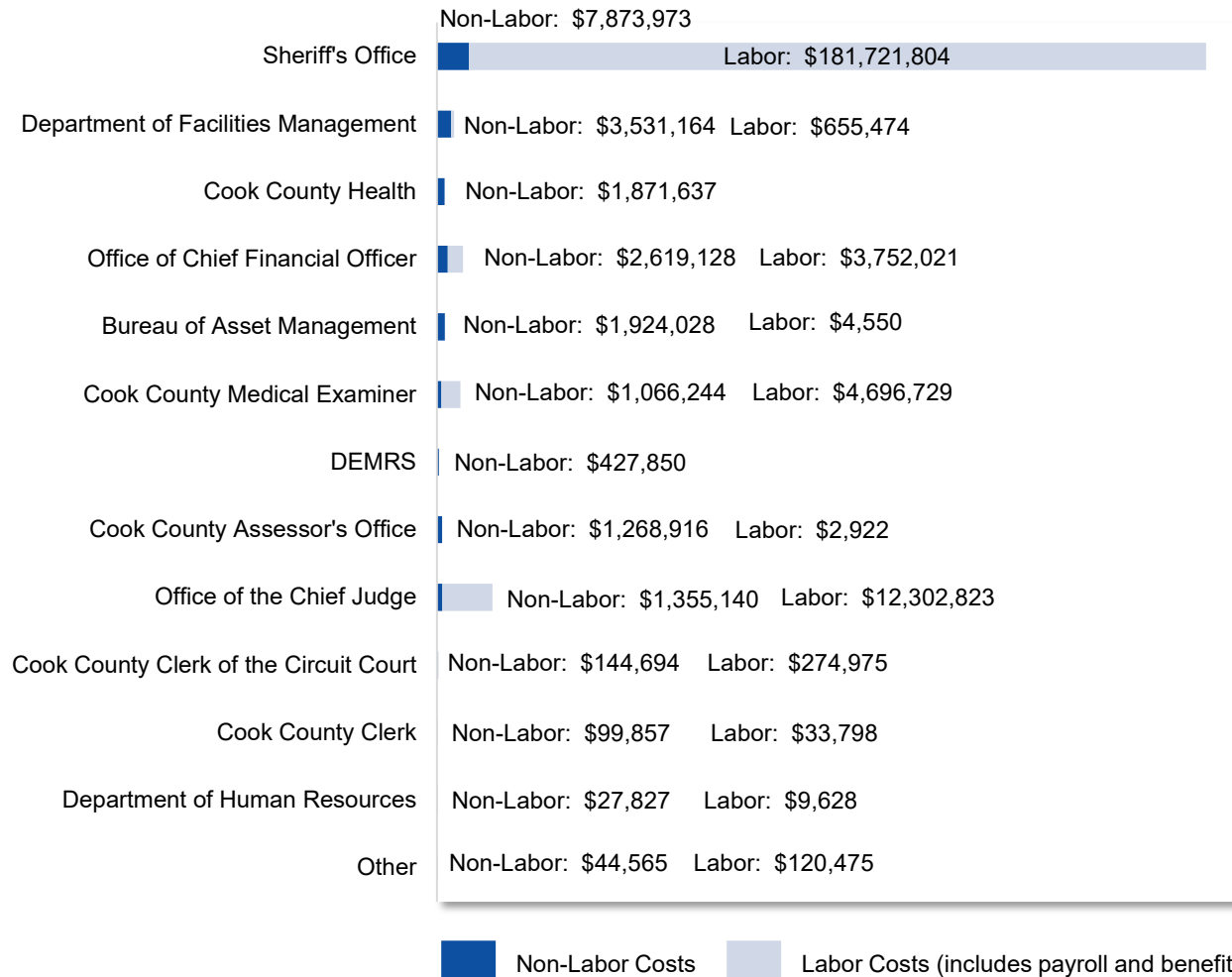
Expended Detail	
Category	Amount
Labor Costs	\$203,575,200
Institutional Supplies, PPE, Public Health Enhancements	\$4,352,780
Detention Center Costs	\$7,107,563
Technical Assistance	\$2,618,628
Supplemental Staffing Costs	\$3,346,565
Mailing and Publishing Costs	\$1,090,245
Agency Cost Reimbursement	\$1,795,799
FEMA Match	\$1,943,441
Total	\$225,830,222

Obligated Detail	
Category	Amount
Additional Labor Costs	\$49,954,000
Ongoing Contracts and additional PPE / Supplies	\$11,497,218
FEMA Match	\$416,466
Total	\$61,867,684

CRF Update | Direct Costs – Department & Vendor Expense Detail

Expenses by Department and the Top 5 Vendors related to this funding are noted below

Expenses by Department: Direct Costs

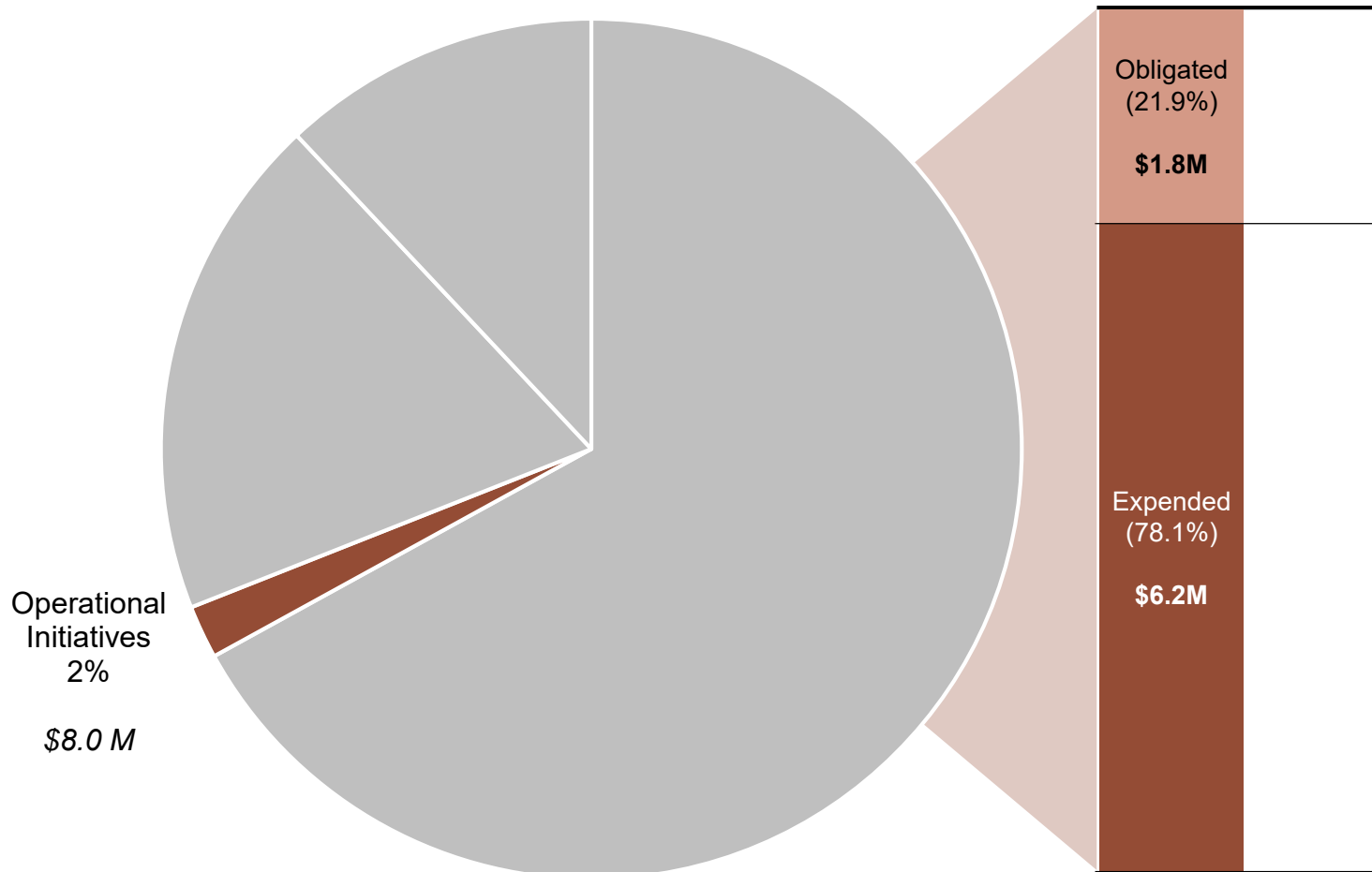


Top 5 Vendors			
Vendor	Expenses	Department(s)	Expense Summary
CBM Premier Management LLC	\$5,462,502	Sheriff's Office	Meal preparation and socially distant delivery for inmates at the jail
Guidehouse LLP	\$2,699,067	<ul style="list-style-type: none"> DEMRS Office of the Chief Financial Officer 	COVID-19 financial response consulting services
Steiner Security Services, INC	\$2,580,031	Department of Facilities Management	Guards to conduct thermal screens and enforce elevator capacity limits at County Buildings
Grainger Industrial Supply	\$709,111	<ul style="list-style-type: none"> Department of Facilities Management Sheriff's Office DEMRS Bureau of Asset Management 	Various maintenance, repair, and operating supplies to facilitate the safe operation and re-opening of Cook County facilities during the COVID-19 health crisis
Track Group Inc.	\$591,991	Sheriff's Office	GPS devices for defendants released from the Department of Correction as part of pretrial release condition

CRF Update | Operational Initiatives

100 percent of funding for Operational Initiatives has been expended or obligated

\$428.6 M Coronavirus Relief Fund (CRF)



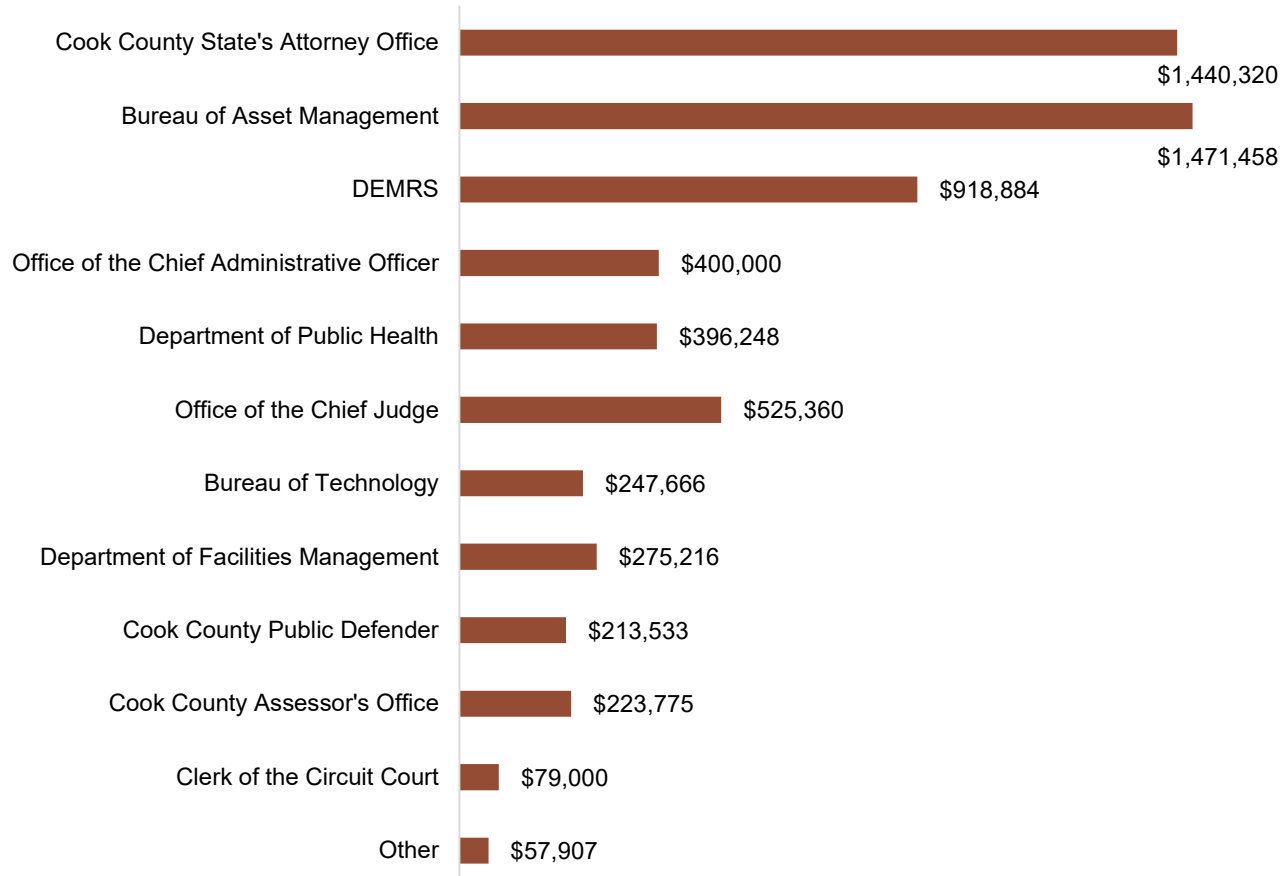
Expended Detail	
Category	Amount
Workspace redesign	\$1,751,824
Telework capabilities	\$2,765,368
Public health initiatives	\$1,732,176
Total	\$6,249,367

Obligated Detail	
Category	Amount
Workspace redesign	\$27,984
Telework capabilities	\$254,510
Public Health initiatives	\$478,706
Additional operational initiatives	\$989,433
Total	\$1,750,633

CRF Update | Operational Initiatives – Department & Project Detail

Expenses by Department and the Top 5 Projects related to this funding are noted below

Expenses by Department: Operational Initiatives



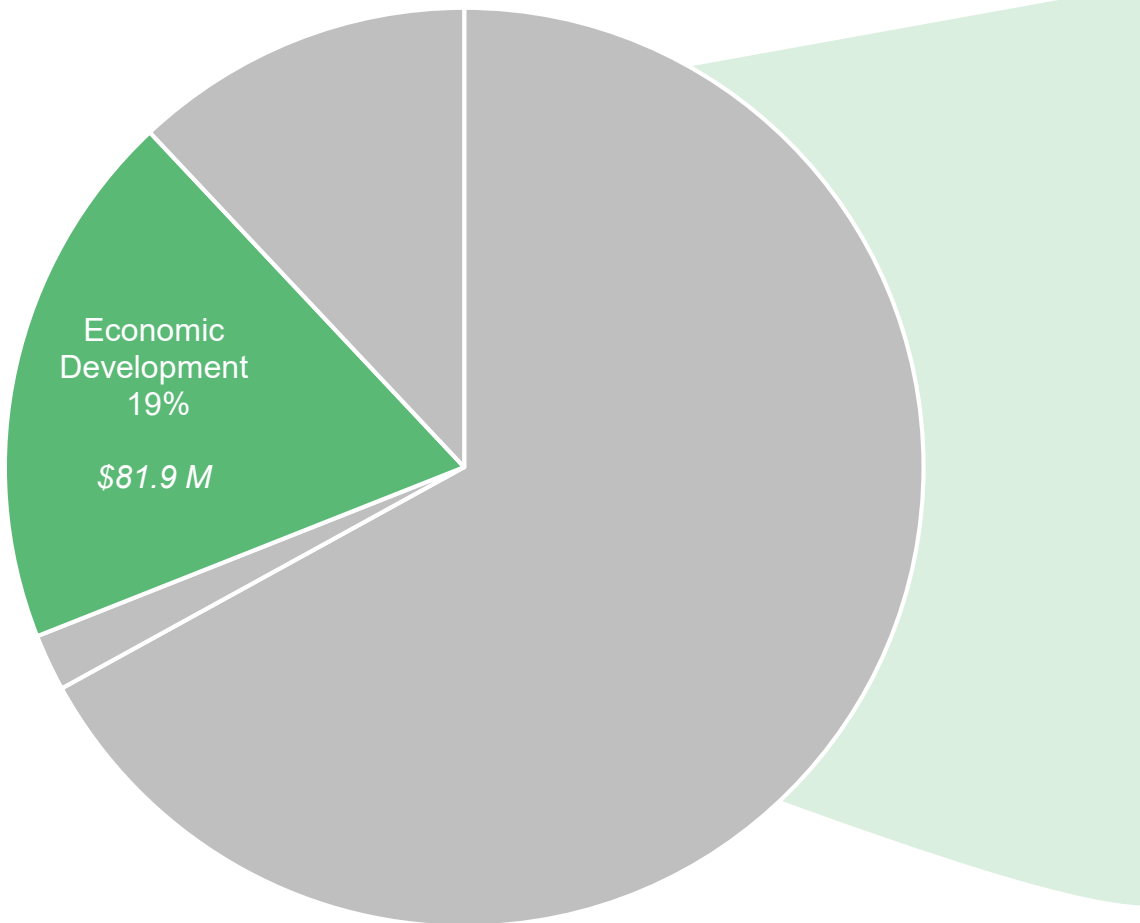
Top 5 Projects

Project	Expenses	Obligation	Department
Countywide Protective Sneeze Guard Installation	\$1,471,458	\$27,763	Bureau of Asset Management
Teleworking Equipment for Staff Remote Work	\$1,438,985	\$0	Cook County State's Attorney Office
Communications and Outreach Plan	\$396,248	\$131,968	Department of Public Health
Alternative Housing Initiative	\$439,797	\$5,252	Department of Emergency Management and Regional Security
Tents for Public COVID-19 Screening	\$275,216	\$221	Department of Facilities Management

CRF Update | Economic Development

100 percent of funding for Economic Development has been expended or obligated

\$428.6 M Coronavirus Relief Fund (CRF)

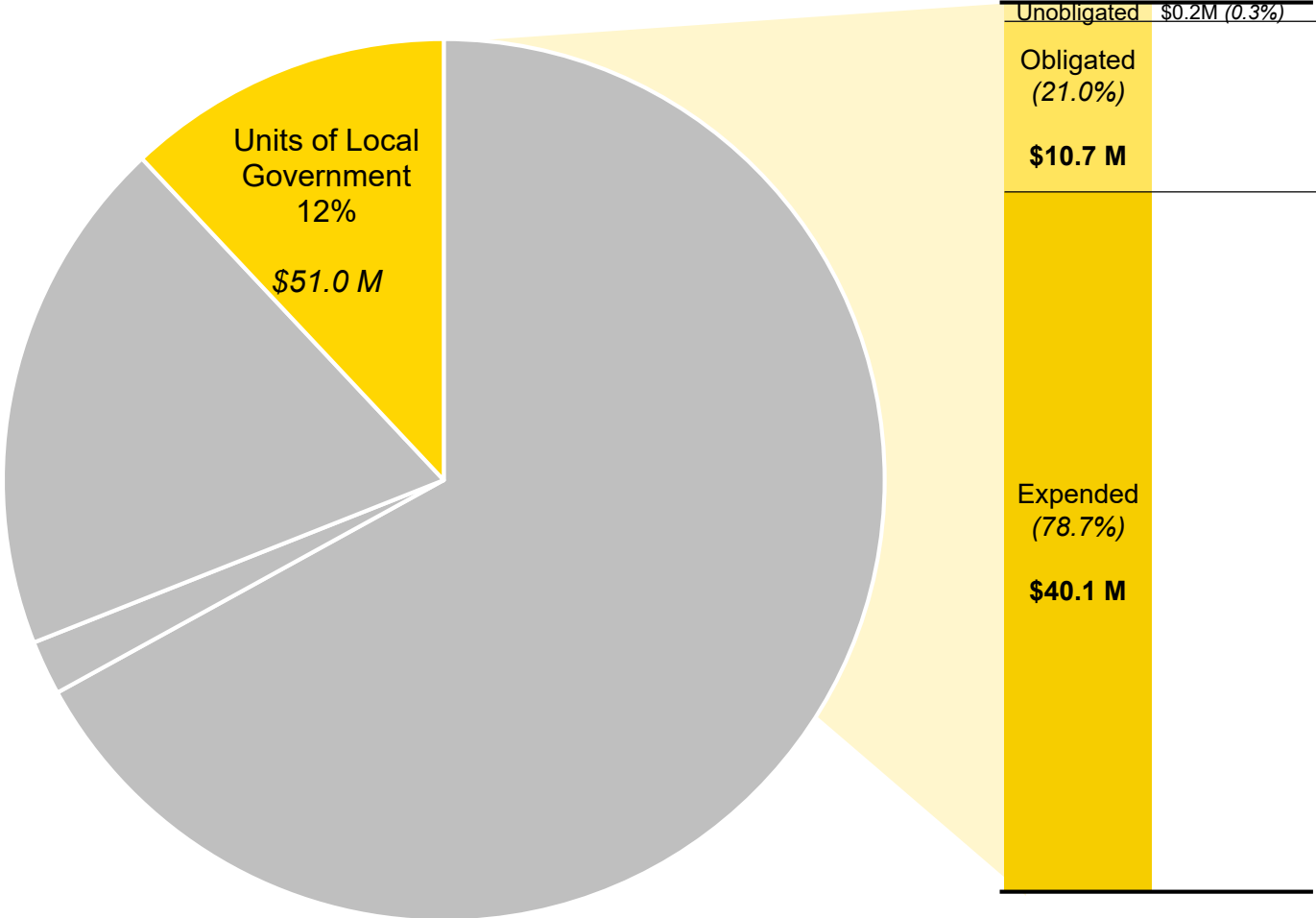


Obligated	Expended (91.4%)	Program	Sub Program	Obligated	Expenditures	
\$7.0 M (8.5%)	\$74.9 M	Small Business	Small Business Recovery Grant Program	\$19,110,000	\$19,110,000	
			The Southland Equitable Recovery Stimulus Program	\$1,000,000	\$1,000,000	
			CCCRF Business Loan Forgiveness Program	\$9,000,000	\$9,000,000	
			Workforce	Recovery Job Training and Placement Program	\$4,000,000	\$4,000,000
			Housing	Rental Assistance	\$10,000,000	\$10,000,000
				Mortgage Assistance	\$19,000,000	\$15,500,000
			Emergency Social Services	Homeless Shelter Assistance	\$6,349,500	\$4,461,062
				Housing Stability Assistance	\$1,059,500	\$530,213
				Food Security Assistance	\$1,100,000	\$19,872
				Resident Cash Assistance	\$11,240,500	\$11,240,500

CRF Update | Units of Local Government

99 percent of funding for Units of Local Government has been expended or obligated

\$428.6 M Coronavirus Relief Fund (CRF)

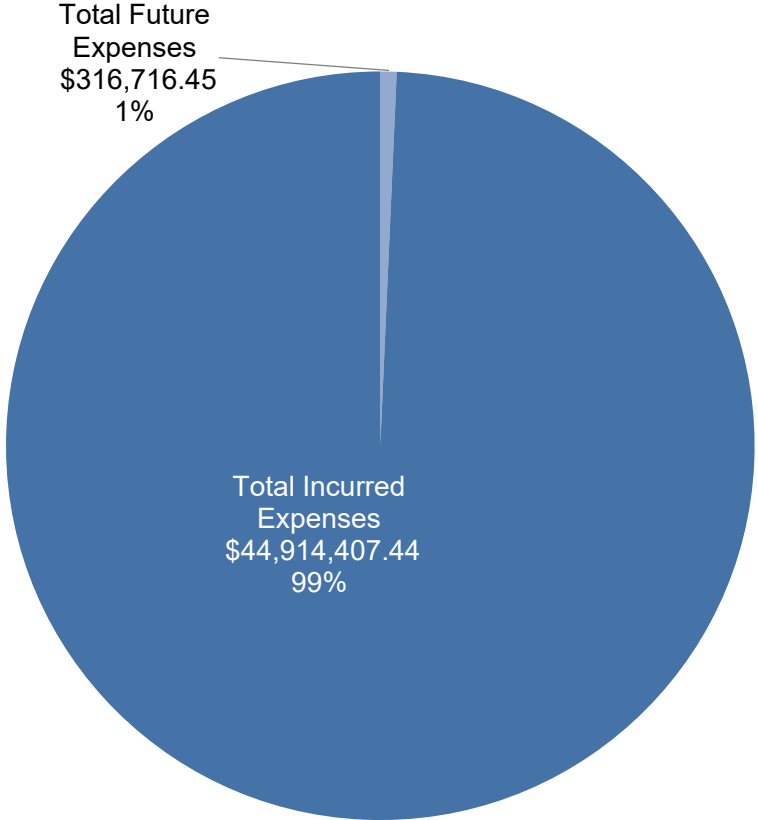


Application Status					
Unit of Government	Approved	Incomplete	Ineligible	Pending	Total
Suburban Municipalities	128	0	4	129	261
Fire Protection Districts	4	0	2	13	19
Townships	0	0	1	17	18
Library Districts	6	1	1	53	61
Park Districts	1	0	0	62	63
Water Reclamation, Forest Preserve	0	0	1	1	2

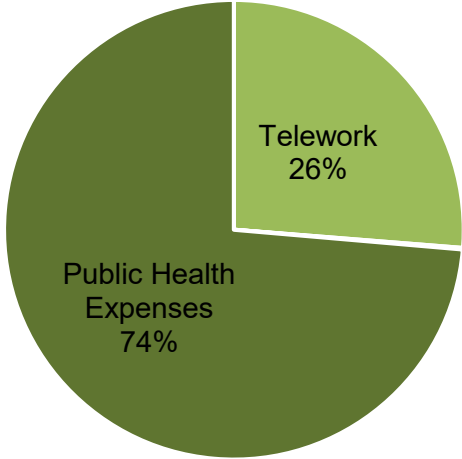
CRF Update | Units of Local Government – Expenditures by Category

Expense breakdown of reviewed applications

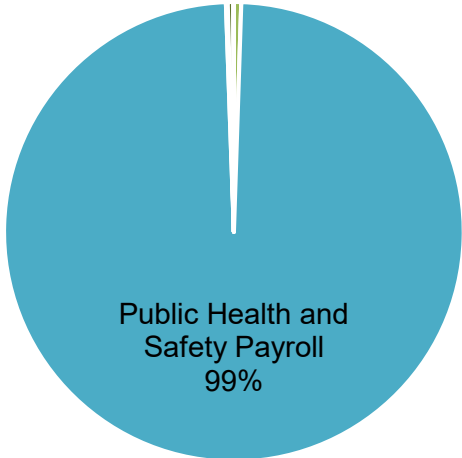
Reviewed Allocation Breakdown *Incurring v. Future Expenses*



Total Future Expenses



Total Incurred Expenses



Expenses Totaling Less than 1% of Total Incurred Expenses	
Non-Public Health Payroll	0.36%
Telework	0.27%
Public Health Expenses	0.23%
PPE	0.08%
FEMA Payroll Match	0.01%
FEMA Materials Match	0.01%

FEMA Update for FY2020 Non-Personnel* Expenditures

Four Project Worksheets obligated in December: MS-01.2, MS-02, MS-03, and MS-08

Project Worksheet	Department(s)	Project Value	Expected Reimbursement (75%)	CRF Match (25%)	Submitted to FEMA	Approval Status
MS-01	County-wide Public Safety PPE	\$602,104	\$451,578	\$149,708***	Yes	Reimbursed
MS-01.2	Medical Examiner	\$1,334,509	\$1,000,882	\$333,627	Yes	Obligated
MS-01.3	DEMRS	\$462,571	\$346,928	\$115,643	Yes	FEMA Review
MS-02**	Cook County Health - Pharmaceuticals	\$885,882	\$250,749	\$83,583	Yes	Obligated
MS-03	Cook County Health - PPE	\$1,217,719	\$913,289	\$285,874***	Yes	Obligated
MS-04	Department of Facility Management	\$1,626,374	\$1,219,781	\$406,594	No	TBD
MS-05	Cook County Health - Supplies	\$88,433	\$66,325	\$20,554***	Yes	Obligated
MS-06	Corrections & Law Enforcement	\$254,194	\$190,646	\$63,549	Yes	FEMA Review
MS-07	All Other Departments	\$235,800	\$176,850	\$58,784***	Yes	FEMA Review
MS-08**	Cook County Health – Community Based Testing	\$348,057	\$91,565	\$30,522	Yes	Obligated
MS-09	Cook County Health – Extra Transactions	\$39,486	\$29,615	\$9,872	No	TBD
C-01	Cook County Health - Patient Services	\$3,206,393	\$2,404,795	\$801,598	Yes	IEMA Review
Project Worksheet Categories: MS = Materials & Supplies; C = Contracts		\$10,301,522	\$7,143,003	\$2,359,908		

* Note project worksheets (PW) listed are for reimbursement of non-personnel expenditures incurred in fiscal year 2020. PW value may vary from month-to-month as transactions are added or removed from a PW.

** For these PWs, to avoid duplication of benefits, as applicable, deductions were applied based on reimbursement ratios from Medicare, Medicaid, insurance programs; or from the US HHS Provider Relief Fund (PRF). For applicable PWs, based on current assessment of charge ratios from the applicable hospitals, it is estimated that approximately 62% of the expense value may be reimbursed by Medicare, Medicaid, or insurance programs and would thus not be covered by FEMA and CRF. PRF information and guidance is in flux and is being closely monitored for possible impact to CCH PWs.

*** Not all purchases on MS-01, MS-03, MS-05, & MS-07 are CRF-eligible. 25% of MS-01 is \$150,526 with \$149,708 being CRF-eligible (\$818 CRF-ineligible); 25% of MS-03 is \$304,430 with \$285,874 being CRF-eligible (\$18,556 CRF-ineligible); 25% of MS-05 is \$22,108 with \$20,554 being CRF-eligible (\$1,554 CRF-ineligible); 25% of MS-07 is \$58,950 with \$58,784 being CRF-eligible (\$166 CRF-ineligible)

FEMA Update for FY2020 Personnel Expenditures

Project Worksheets for labor expenditures are currently in development for submission to FEMA*

Project Worksheet	Department(s)	Project Value**	Expected Reimbursement (75%)	Expected Match (25%)	Submitted to FEMA	Approval Status
L-01.1	Sheriff Labor – March	\$302,254	\$226,691	\$75,564	No	TBD
L-01.2	Sheriff Labor – April	\$2,577,810	\$1,933,358	\$644,453	No	TBD
L-01.3	Sheriff Labor – May	\$1,878,368	\$1,408,776	\$469,592	No	TBD
L-01.4	Sheriff Labor – June	\$2,278,040	\$1,708,530	\$569,510	No	TBD
L-02.1	Cook County Health Labor – March	\$2,748,282	\$2,061,212	\$687,071	No	TBD
L-02.2	Cook County Health Labor – April	\$2,550,316	\$1,912,737	\$637,579	No	TBD
L-02.3	Cook County Health Labor – May	\$2,632,091	\$1,974,068	\$658,023	No	TBD
L-02.4	Cook County Health Labor – June	\$5,252,711	\$3,939,533	\$1,313,178	No	TBD
L-03.1	Medical Examiner Labor – March	\$23,084	\$17,313	\$5,771	No	TBD
L-03.2	Medical Examiner Labor – April	\$67,021	\$50,266	\$16,755	No	TBD
L-03.3	Medical Examiner Labor – May	\$83,753	\$62,815	\$20,938	No	TBD
L-03.4	Medical Examiner Labor – June	\$109,958	\$82,469	\$27,490	No	TBD
		\$20,503,688	\$15,377,768	\$5,125,924		

Project Worksheet Categories: L = Overtime Personnel Costs

* Project worksheets (PW) listed are for reimbursement of personnel overtime expenditures incurred in fiscal year 2020. Project value is determined through reconciliation between timesheets and payroll for eligible overtime, aligning hours to specific COVID-related activities, and comparing against existing Collective Bargaining Agreements (CBAs) and other personnel policies.

**PW value may vary as reconciliation between timekeeping systems, payroll records, and activity records are completed for a PW.

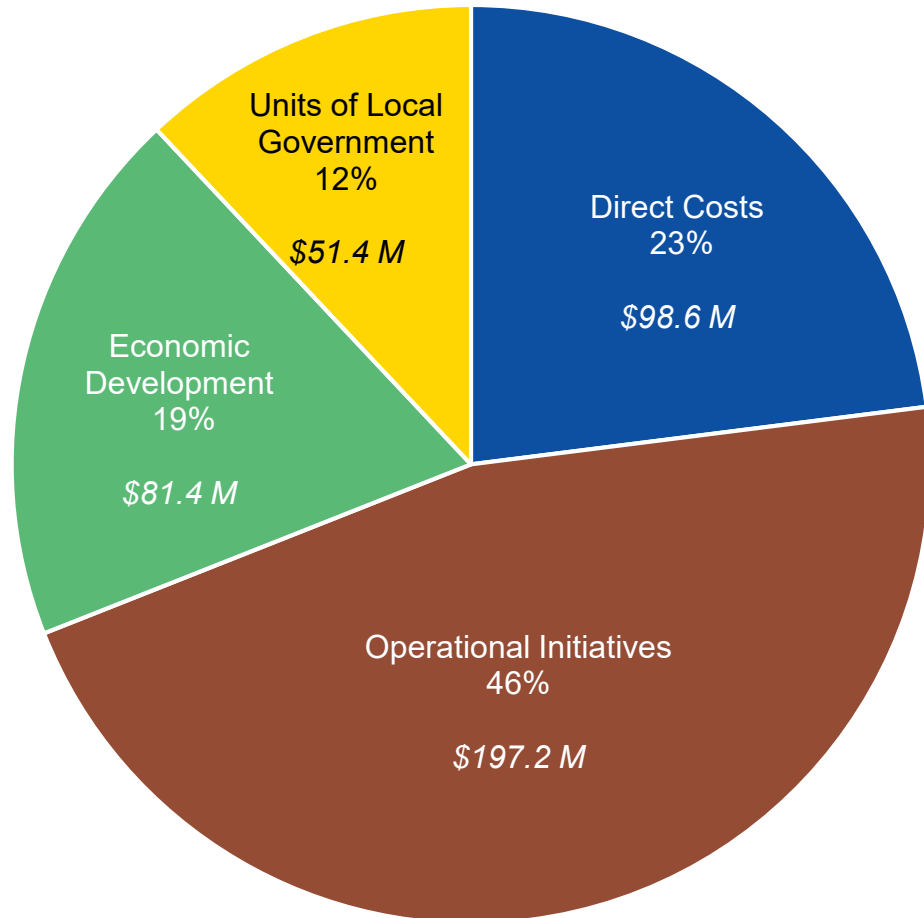


Appendix

CRF Allocations | Original

Cook County allocated its CARES Act funding to address several competing priorities

\$428.6 M Coronavirus Relief Fund (CRF)

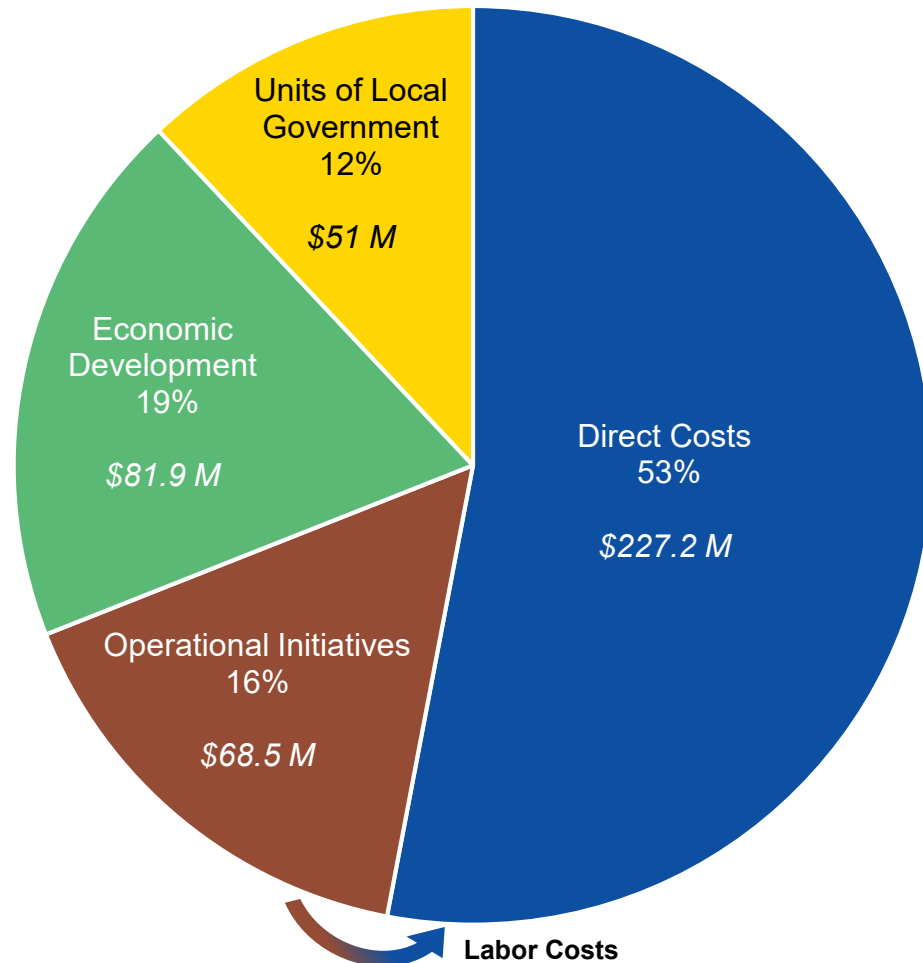


Program	Details
Direct Costs	<ul style="list-style-type: none"> Agency cost reimbursement PPE/Cleaning Supplies
Operational Initiatives	<ul style="list-style-type: none"> Labor costs Workspace redesign Telework capabilities Public Health initiatives
Economic Development	<ul style="list-style-type: none"> CC Recovery Loan Program Other short-term ED initiatives
Units of Local Government	<ul style="list-style-type: none"> Cost Reimbursements Future Expenses

CRF Allocations | Update 1

Cook County updated its funding allocations early this fall to better reflect internal funding needs

\$428.6 M Coronavirus Relief Fund (CRF)

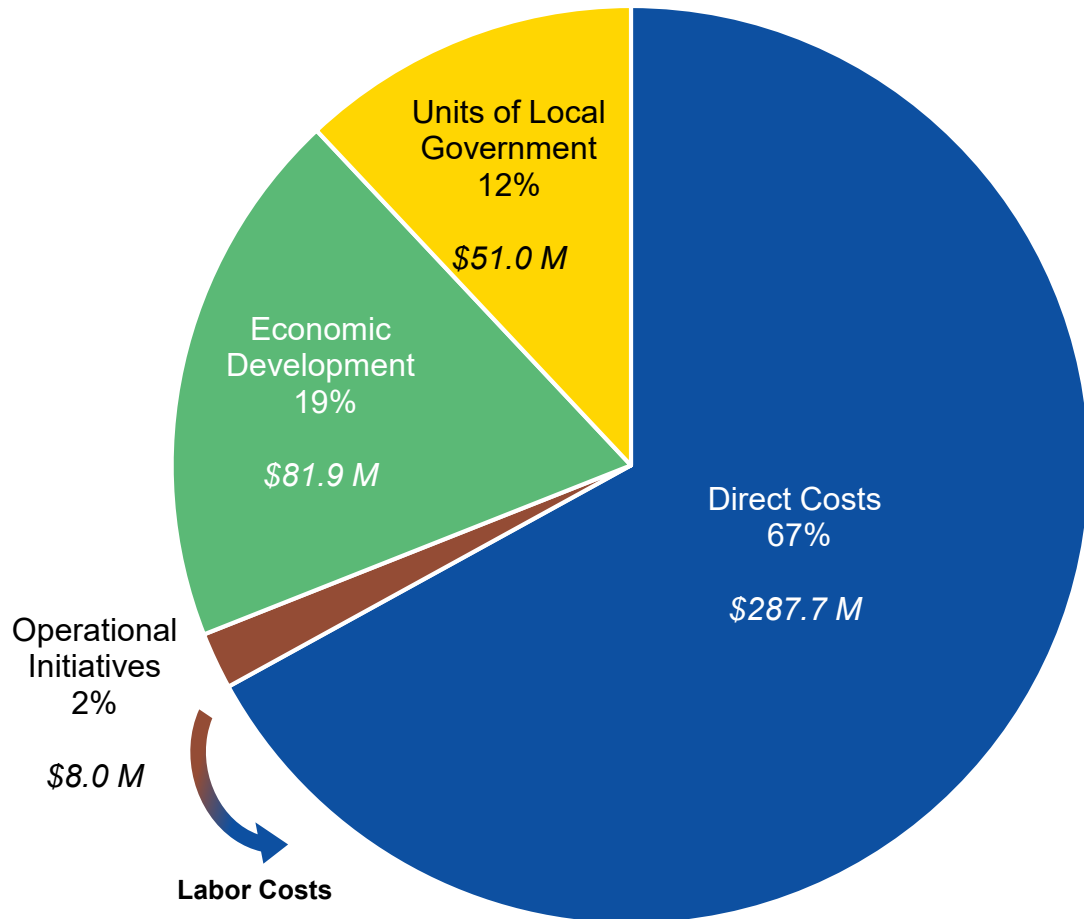


Program	Details
Direct Costs	<ul style="list-style-type: none"> • Labor costs • Agency cost reimbursement • PPE/Cleaning Supplies • Technical Assistance • Detention Center Costs • Facility Cleaning/Security Costs
Operational Initiatives	<ul style="list-style-type: none"> • <i>Labor costs</i> • Workspace redesign • Telework capabilities • Public Health initiatives
Economic Development	<ul style="list-style-type: none"> • CC Recovery Loan Program • Other short-term ED initiatives
Units of Local Government	<ul style="list-style-type: none"> • Cost Reimbursements • Future Expenses

CRF Allocations | Update 2

Cook County updated its funding allocations in November to better reflect internal funding needs

\$428.6 M Coronavirus Relief Fund (CRF)



Program	Details
Direct Costs	<ul style="list-style-type: none"> Labor costs Agency cost reimbursement PPE/Cleaning Supplies Technical Assistance Detention Center Costs Facility Cleaning/Security Costs
Operational Initiatives	<ul style="list-style-type: none"> Workspace redesign Telework capabilities Public Health initiatives
Economic Development	<ul style="list-style-type: none"> CC Recovery Loan Program Other short-term ED initiatives
Units of Local Government	<ul style="list-style-type: none"> Cost Reimbursements Future Expenses

BED Allocations | *Updated*

BED updated allocations after apprising programs of their ability to spend the allocations by December 31

Program	Sub Program	Obligation as of October 30, 2020	Additional Obligated Money	Obligation as of November 30, 2020	Additional Obligated Money	Obligation as of December 31, 2020
Small Business	Small Business Recovery Grant Program	\$15,000,000	\$4,110,000	\$19,110,000	\$0	\$19,110,000
	The Southland Equitable Recovery Stimulus Program	\$1,000,000	\$0	\$1,000,000	\$0	\$1,000,000
	CCCRF Business Loan Forgiveness Program	\$10,000,000	(\$1,000,000)	\$9,000,000	\$0	\$9,000,000
Workforce	Recovery Job Training and Placement Program	\$4,000,000	\$0	\$4,000,000	\$0	\$4,000,000
Housing	Rental Assistance	\$20,000,000	(\$4,000,000)	\$16,000,000	(\$6,000,000)	\$10,000,000
	Mortgage Assistance	\$20,000,000	(\$1,000,000)	\$19,000,000	\$0	\$19,000,000
Emergency Social Services	Homeless Shelter Assistance	\$5,000,000	\$1,349,500	\$6,349,500	\$0	\$6,349,500
	Housing Stability Assistance	\$1,100,000	(\$40,500)	\$1,059,500	\$0	\$1,059,500
	Food Security Assistance	\$1,100,000	\$0	\$1,100,000	\$0	\$1,100,000
	Resident Cash Assistance	\$2,100,000	\$2,140,500	\$4,240,500	\$7,000,000	\$11,240,500
Unobligated	Unobligated Funds	\$2,600,000	(\$1,600,000)	\$1,000,000	(\$1,000,000)	\$0

CRF Update | Units of Local Government

As of December 31st, 79 percent of funding for Units of Local Government has been expended

Expended Detail	
Unit of Government	Funding Awarded
Alsip	\$ 288,448
Arlington Heights	\$ 589,734
Barrington Hills	\$ 28,721
Barrington	\$ 53,573
Bartlett	\$ 144,007
Bedford Park	\$ 211,212
Bellwood	\$ 611,699
Berkeley Public Library	\$ 5,000
Berkeley	\$ 192,956
Berwyn	\$ 788,351
Blue Island	\$ 698,816
Bridgeview	\$ 428,755
Broadview	\$ 501,936
Brookfield	\$ 449,243
Buffalo Grove	\$ 108,268
Burbank	\$ 597,154

Expended Detail	
Unit of Government	Funding Awarded
Burnham	\$ 624,828
Burr Ridge	\$ 30,876
Calumet City	\$ 723,745
Central Stickney FPD	\$ 5,900
Chicago Heights	\$ 729,325
Chicago Ridge Public Library	\$ 5,000
Chicago Ridge	\$ 579,104
Cicero	\$ 1,062,913
Country Club Hills	\$ 520,025
Crestwood	\$ 345,018
Deerfield	\$ 1,768
Des Plaines	\$ 614,738
Dolton	\$ 759,475
Elk Grove Village	\$ 376,702
Elmwood Park	\$ 535,329
Evanston	\$ 619,214

Expended Detail	
Unit of Government	Funding Awarded
Flossmoor	\$ 209,790
Forest Park	\$ 295,976
Forest View	\$ 127,171
Franklin Park	\$ 304,308
Glencoe	\$ 59,528
Glenwood	\$ 397,174
Golf	\$ 17,743
Hanover Park	\$ 251,481
Harvey	\$ 767,054
Harwood Heights	\$ 276,264
Hickory Hills	\$ 333,091
Hinsdale	\$ 30,358
Hodgkins	\$ 167,372
Hoffman Estates	\$ 426,795
Hometown	\$ 607,690
Homewood	\$ 436,732

CRF Update | Units of Local Government

As of December 31st, 79 percent of funding for Units of Local Government has been expended

Expended Detail	
Unit of Government	Funding Awarded
Inverness	\$ 92,631
Justice	\$ 509,151
La Grange Park	\$ 322,534
La Grange	\$ 209,123
Lansing	\$ 510,342
Lemont	\$ 183,669
Lincolnwood	\$ 265,114
Lynwood	\$ 528,905
Markham	\$ 692,814
Matteson	\$ 344,723
Maywood	\$ 685,514
McCook	\$ 68,042
Melrose Park	\$ 657,556
Merrionette Park	\$ 267,696
Midlothian	\$ 378,510
Mount Prospect	\$ 502,578

Expended Detail	
Unit of Government	Funding Awarded
Niles	\$ 519,411
Norridge	\$ 350,533
North Riverside	\$ 186,278
Northbrook	\$ 305,837
Northlake FPD	\$ 19,600
Northlake	\$ 368,441
Oak Lawn	\$ 680,838
Oak Park Public Library	\$ 5,000
Orland Hills	\$ 164,706
Orland Park	\$ 475,099
Palatine	\$ 546,761
Palos FPD	\$ 24,200
Palos Heights FPD	\$ 23,900
Palos Heights	\$ 288,985
Palos Hills	\$ 456,694
Palos Park	\$ 168,866
Park Forest	\$ 572,910

Expended Detail	
Unit of Government	Funding Awarded
Park Ridge	\$ 385,903
Phoenix	\$ 545,213
Pleasant View FPD	\$ 38,000
Posen	\$ 516,665
Prospect Heights	\$ 331,113
Richton Park	\$ 461,278
River Forest	\$ 100,942
River Grove	\$ 458,814
Riverdale	\$ 655,655
Riverside Public Library	\$ 5,000
Robbins	\$ 655,047
Rolling Meadows	\$ 316,925
Roselle	\$ 35,460
Rosemont	\$ 261,317
Sauk Village	\$ 599,028
Schaumburg	\$ 556,427
Schiller Park	\$ 274,974

CRF Update | Units of Local Government

As of December 31st, 79 percent of funding for Units of Local Government has been expended

Expended Detail	
Unit of Government	Funding Awarded
Skokie	\$ 533,358
South Chicago Heights	\$ 505,671
South Holland Public Library	\$ 5,000
South Holland	\$ 567,865
Stickney	\$ 543,052
Stone Park	\$ 584,690
Streamwood Park District	\$ 5,000
Streamwood	\$ 461,513
Tinley Park	\$ 383,276
Westchester Public Library	\$ 5,000
Westchester	\$ 273,144
Wheeling	\$ 621,227
Willow Springs	\$ 129,596
Wilmette	\$ 189,609
Winnetka	\$ 94,967
Worth	\$ 262,026